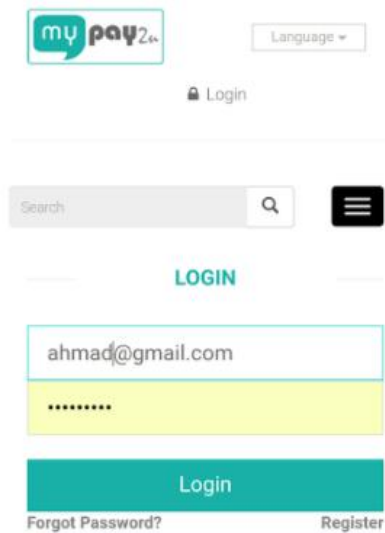


HOW TO TOP UP MOBILE ?

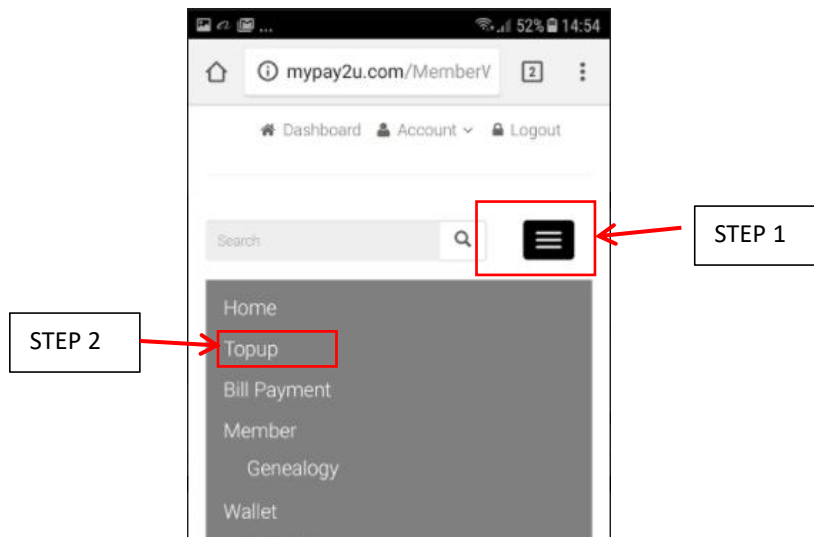
BEFORE YOU CAN TOP UP MOBILE , YOU NEED TO HAVE CASH IN THE “SPENDING WALLET”. PLEASE REFER TO OUR ARTICLE ON **HOW TO RELOAD SPENDING WALLET**

1. LOGIN TO MYPAY2U.COM




The screenshot shows the mypay2u.com login interface. At the top left is the my pay2u logo. To its right is a language selection dropdown. Below these is a lock icon and the word "Login". A horizontal line separates this from the main login section. This section contains a search bar with a magnifying glass icon and a hamburger menu icon. Below the search bar is the word "LOGIN" in teal. There are two input fields: the first contains the email address "ahmad@gmail.com" and the second is a password field with masked characters "*****". Below the password field is a teal "Login" button. At the bottom of the login section are two links: "Forgot Password?" on the left and "Register" on the right.

2. CHOOSE “TOP UP” AS SHOWN IN PICTURE BELOW



3. CHOOSE WHICH TELECOMMUNICATION COMPANY YOU WANT TO TOP UP



4. FILL IN THE INFORMATION AS SHOWN IN THE PICTURE BELOW AND CLICK "SUBMIT"

A screenshot of a web browser showing the 'mypay2u.com/Member/' page. The page has a title 'Please Key In Detail' and contains several input fields and buttons. Red arrows point from text boxes to specific fields: 'Spending Wallet Balance' (200.00), 'Mobile No' (0112456499), 'Amount' (10), 'Secondary Password' (masked with dots), and 'Mobile Topup History' (with an up arrow icon). The 'Submit' button is a green rectangle. The page also shows a status bar at the top with signal, battery (72%), and time (12:28).

THIS SHOW HOW MUCH MONEY YOU HAVE IN SPENDING WALLET

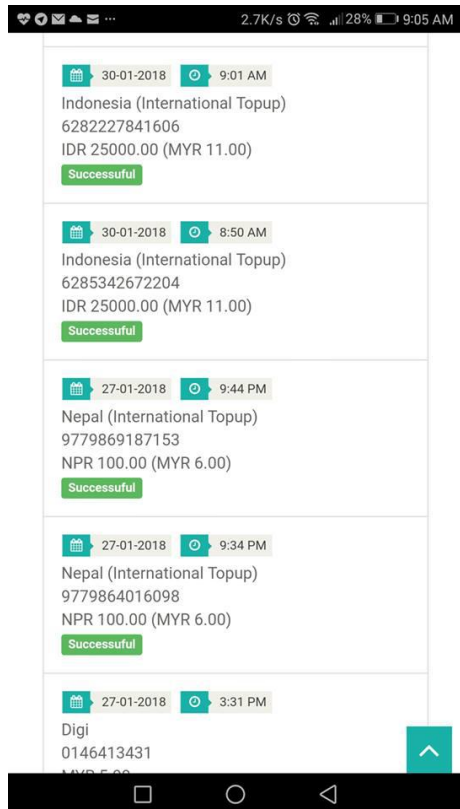
STEP 1
ENTER PHONE NO YOU WANT TO TOP UP











STEP 2
ENTER AMOUNT YOU WANT TO TOP UP

STEP 3
ENTER SECONDARY PASSWORD AND CLICK SUBMIT

STATUS OF THE TOP UP IS SHOWN HERE

5. MOBILE TOP UP HISTORY



	30-01-2018		9:01 AM
Indonesia (International Topup)			
6282227841606			
IDR 25000.00 (MYR 11.00)			
Successful			
	30-01-2018		8:50 AM
Indonesia (International Topup)			
6285342672204			
IDR 25000.00 (MYR 11.00)			
Successful			
	27-01-2018		9:44 PM
Nepal (International Topup)			
9779869187153			
NPR 100.00 (MYR 6.00)			
Successful			
	27-01-2018		9:34 PM
Nepal (International Topup)			
9779864016098			
NPR 100.00 (MYR 6.00)			
Successful			
	27-01-2018		3:31 PM
Digi			
0146413431			
MYR 5.00			